

ITACA

SOFAS AND MODULAR SEATING

Design: Studio Omega Design











Studio Omega designs a collection of seating for waiting areas aimed at maximum functionality. The two-tone seat, voluminous and comfortable, is visually made light by the metal legs. Starting from the single element it is possible to create multi-seat solutions, also with in-between armrests, thanks to the intermediate leg that allows the conjunction of different elements



























Specifications






















Structure	Steel main frame
Padding	High resiliency cold foam density 50 rc, fire proof class 1 IM
Armrests	Part of main frame
Fixed base	Steel tube $\phi 16 \times 2$ white or charcoal epoxy powder painted. Adjustable glides

Components and/or modules


Image	Dimension		Cod.	Description
	H	49	B1600V	Single seater with armrests
	L	65		
	P	70		
	H	49	B1601DX	Single seater with right-hand armrest
	L	65		
	P	70		
	H	49	B1602CT	Single seater without armrests
	L	65		
	P	70		
	H	49	B1603SX	Single seater with left-hand armrest
	L	65		
	P	70		
	H	22	GT013B	Pair of side legs, white
	P	56		
	H	22	GT013B	Middle leg, white
	P	56		
	H	22	GT013AT	Pair of side legs, charcoal
	P	56		
	H	22	GC02AT	Middle leg, charcoal
	P	56		

Coverings


Cat.	Covering	Description	Certifications	Folder Colors
2	 Angel 13 colors	Weight: ± 228 g/sqm Composition: 100% polypropylene F.R. Martindale: 100,000 cycles	 Fire proof class 11M	
2	 One 15 colors	Weight: ± 350 g/sqm Composition: 100% recycled polyester Martindale: 100,000 cycles	 Fire proof class 11M	
2	 Gazebo 15 colours	Weight: ± 640 g/sqm Composition: 87.5% Plasticized Polyvinyl Chloride – 4.4% Cotton- 8.1% Polyester Martindale: 50,000 cycles	 Fire proof class 11M	
2	 King-flex 15 colours	Weight: ± 300 g/sqm Composition: 100% polyester Trevira CS Martindale: 100,000 cycles	 Fire proof class 11M	
3	 Secret 15 colors	Weight: ± 540 g/sqm Composition: 76% PVC – 2% PU – 22% PES Martindale: 60,000 cycles Features: waterproof, UV-resistant, suitable for outdoor	 Fire proof class 11M	
3	 Mini 15 colors	Weight: ± 340 g/sqm Composition: 100% polyester Trevira CS Martindale: 100,000 cycles	 Fire proof class 11M	
3	 Chili 15 colors	Weight: ± 470 g/sqm Composition: 100% Post-consumer recycled polyester FR Martindale: 60,000	 Fire proof class 11M	
4	 Leather 13 colors	100% genuine leather	 Vera pelle	
5	 Step 15 colors	Weight: ± 340 g/sqm Composition: 100% Trevira CS Martindale: 100,000 cycles	 Fire proof class 11M	

Cat.	Covering	Description	Certifications	Folder Colors
5		Go Check 15 colors Weight: ± 310 g/sqm Composition: 100% Trevira CS Martindale: 80,000 cycles	    	
6		Panama leather 15 colors Composition: 100% corrected grain leather Thickness: 1.0 – 1.2 mm Flexural strength: 50,000 cycles	 Vera pelle Flame resistance treatment available on request	
7		Grain 15 colors Weight: ± 615 g/sqm Composition: 100% Trevira CS Martindale: 100,000 cycles California TB 117-2013		
7		Focus 15 colors Weight: ± 660 g/sqm Composition: 100% New Zealand Wool Martindale: 100,000 cycles CLASS 1 IM - UNI 9175	 	
7		Extrema 15 colors Weight: ± 480 g/sqm Composition: 63% PU – 29% COT – 8% PES Martindale: 150,000 cycles Features: Antibacterial protection	 	

Metal finishes



White



Charcoal

Certifications



Ministerial Homologation Class 11M on request. Search for FSC® products



<https://www.sitlosophy.com/en/seat/itaca/>

INSTRUCTIONS FOR USE AND MAINTENANCE

GENERAL INFORMATION

If the chair is used as a computer station, the angles between the foot and calf, calf and thigh, thigh and back, forearm and shoulder must be approximately 90°

PADDED PARTS

Care instructions:

Leatherette: Clean with a damp cloth, mild soap and rinse well with water. It is imperative to avoid using solvents, bleaches or other chemical detergents, as they could alter the aesthetic and physical characteristics of the product. In general, light-coloured materials cannot be put in contact with clothes containing unfixed dyes (e.g. jeans and derivatives) in order to avoid stains or streaks that are difficult to remove.

Fabric: Clean using a damp sponge by moistening the fabric without getting it wet. The use of a suction brush is not recommended, as traces of shampooing may remain on the upholstery, which would change the fire behaviour of the fabric. Gently dab from the edges to the centre of the stain, do not rub. After stain removal, it is necessary to proceed with a complete drying of the fabric, avoiding subjecting it to high temperatures. The use of solvents, bleaches or other chemical detergents should be strictly avoided, as they could alter the aesthetic and physical characteristics of the product.

Leather: Clean regularly with a soft, dry cloth. Any stains can be removed using a cloth dampened with water and neutral soap by making regular circular movements. Dry gently after treatment. Gently dab from the edges to the centre of the stain, do not rub. The use of solvents, bleaches or other chemical detergents should be strictly avoided, as they could alter the aesthetic and physical characteristics of the product.

Wool: Use the vacuum cleaner regularly with a smooth nozzle, without brushing or scrubbing in any way. The use of solvents, bleaches or other chemical detergents should be strictly avoided, as they could alter the aesthetic and physical characteristics of the product.

Warnings: Some upholstery (leather, imitation leather, weft fabrics) may have a slightly different aesthetic result depending on the batch, the dyeing bath and the product to be made. In particular, the leather used for the upholstery of sofas and armchairs is a material of natural origin so any small imperfections are not to be considered defects. The leather upholstery, with use, can change appearance and texture over time, this is to be considered normal.

UNPADDED PARTS

Care instructions:

Mesh: Use the vacuum cleaner regularly with a smooth spout, without brushing or scrubbing in any way. Any stains can be removed using a cloth dampened with water and neutral soap with regular circular movements. The use of solvents, bleaches or other chemical detergents should be strictly avoided, as they could alter the aesthetic and physical characteristics of the product.

Exposed wood: Clean using a dry cotton cloth to remove any dust residue or minor impurities. Do not use wet or damp cloths. To avoid unsightly scratches, do not use abrasive cloths, chemicals or powder cleaners that may damage the paintwork. Avoid the use of solvents, bleaches or other chemical detergents, as they could alter the aesthetic and physical characteristics of the product. Wooden surfaces, being a natural material themselves, may undergo colour alterations with use and over time.

Plastic: Plastic surfaces should generally be cleaned with a damp and soft cloth soaked in water, it is not recommended to use dry cloths that could load with rubbing electrostatically the plastic surface by attracting dust. For more stubborn stains, neutral liquid soap can be diluted in water in moderation. The use of solvents, bleaches or other chemical detergents should be strictly avoided, as they could alter the aesthetic and physical characteristics of the product. Avoid all abrasive substances such as washing powders, abrasive pastes, scouring pads or rough sponges. Avoid dragging objects that can scratch the material on surfaces.

PAINTED / CHROME-PLATED METAL BASES AND STRUCTURES

Maintenance and cleaning instructions: Both steel or aluminum metal surfaces and painted surfaces should be cleaned with a damp, soft cloth soaked in warm water; For more stubborn stains, it is possible to dilute neutral liquid soap in water, in moderation. Always dry after cleaning with a soft cloth or chamois skin. Do not use creams and pastes suitable for cleaning steel ovens, do not use chlorine, do not use bleach and other aggressive detergents. It is not recommended to use abrasive pastes, scouring pads and scouring pads that can scratch metal surfaces. Avoid contact with floor cleaners containing corrosive solvents such as but not limited to muriatic acid, ammonia, rubbing alcohol, bleach, sulphuric acid, soda, etc.