

METAL TABLES

TABLES

Design: Nicola Cacco Design



The collection of tables includes different versions. The metal tables with central stem, in four colors, have soft and rounded shapes. In the higher version they are designed to match the Upper stools, while the other heights satisfy every need – bistro table, side table or metal side table, the latter ideal to be combined with armchairs and ottomans as a side table or work table

Specifications

Steel tops	Trapezoidal shape with rounded edges, 4 mm thick PV65 max size 650x600 PV81 max size 803x664 Painted in corten, yellow, white, charcoal, black
Oval shape base	Steel oval shaped flat base 8 mm thick, column ø50 available in heights 32-45-75-109 cm Painted in corten, yellow, white, charcoal, black
Round base	Round flat steel base 6 mm thick, column ø50 available in heights 32 - 45 - 75 - 109 cm Painted in corten, yellow, white, charcoal, black

Components and/or modules

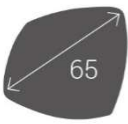
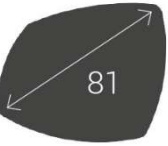










Image	Dimension		Cod.	Description
	L	65	PV65	Metal tabletop maximum overall dimensions 65 cm
	L	81	P V81	Metal tabletop maximum overall dimensions 81 cm
	H	32	B493	round flat column base H 32 cm
	L	49		
	H	43	B494	round flat column base H 43 cm
	L	49		
	H	74	B497	round flat column base H 74 cm
	L	49		
	H	109	B491	round flat column base H 109 cm
	L	49		
	H	32	B 5 0 3	Oval flat column base H 32 cm
	L	50		
	P			

Image	Dimension	Cod.	Description
	H	43	B504 Oval flat column base H 43 cm
	L	50	
	P		
	H	74	B507 Oval flat column base H74 cm
	L	50	
	P		
	H	109	B501 Oval flat column base H109 cm
	L	50	
	P		

Metal finishes



Charcoal



White



Corten



Yellow



Black

Certifications



Search FSC® products



<https://www.sitlosophy.com/en/seat/metal-tables/>

INSTRUCTIONS FOR USE AND MAINTENANCE

GENERAL INFORMATION

If the chair is used as a computer station, the angles between the foot and calf, calf and thigh, thigh and back, forearm and shoulder must be approximately 90°

UNPADDED PARTS

Care instructions:

Mesh: Use the vacuum cleaner regularly with a smooth spout, without brushing or scrubbing in any way. Any stains can be removed using a cloth dampened with water and neutral soap with regular circular movements. The use of solvents, bleaches or other chemical detergents should be strictly avoided, as they could alter the aesthetic and physical characteristics of the product.

Exposed wood: Clean using a dry cotton cloth to remove any dust residue or minor impurities. Do not use wet or damp cloths. To avoid unsightly scratches, do not use abrasive cloths, chemicals or powder cleaners that may damage the paintwork. avoid the use of solvents, bleaches or other chemical detergents, as they could alter the aesthetic and physical characteristics of the product. Wooden surfaces, being a natural material themselves, may undergo colour alterations with use and over time.

Plastic: Plastic surfaces should generally be cleaned with a damp and soft cloth soaked in water, it is not recommended to use dry cloths that could load with rubbing electrostatically the plastic surface by attracting dust. For more stubborn stains, neutral liquid soap can be diluted in water in moderation. The use of solvents, bleaches or other chemical detergents should be strictly avoided, as they could alter the aesthetic and physical characteristics of the product. Avoid all abrasive substances such as washing powders, abrasive pastes, scouring pads or rough sponges. Avoid dragging objects that can scratch the material on surfaces.

PAINTED / CHROME-PLATED METAL BASES AND STRUCTURES

Maintenance and cleaning instructions: Both steel or aluminum metal surfaces and painted surfaces should be cleaned with a damp, soft cloth soaked in warm water; For more stubborn stains, it is possible to dilute neutral liquid soap in water, in moderation. Always dry after cleaning with a soft cloth or chamois skin. Do not use creams and pastes suitable for cleaning steel ovens, do not use chlorine, do not use bleach and other aggressive detergents. It is not recommended to use abrasive pastes, scouring pads and scouring pads that can scratch metal surfaces. Avoid contact with floor cleaners containing corrosive solvents such as but not limited to muriatic acid, ammonia, rubbing alcohol, bleach, sulphuric acid, soda, etc.