

# TAIT

## EXECUTIVE

Design: R&D Sitlosophy®



An executive armchair with square shapes, Tait stands out for the horizontal stitching of the backrest. Extra-comfortable seat, adjustable armrests and bases in polished aluminium or black nylon finish complete a functional seat with a universal style

### Specifications

<b>Structure</b>	Multilayer seat and backrest
<b>Padding</b>	Flexible polyurethane foam, seat 6,5 cm thick, density 40 rc backrest 3 cm thick, density 40 rc
<b>Armrests</b>	Height-adjustable in polished aluminium or nylon with polyurethane sliding pad. Fixed, polished aluminium with black PU pad
<b>Mechanism</b>	MEC 6 Multi block synchro with shock-proof system MEC 10 Multi block syncro with shock-proof device, side control lever and seat slider
<b>Height adjustment</b>	Gas pump (UNI 9084 certified)
<b>Castors</b>	AR4 polyamide ø65 mm
<b>Swivel base</b>	B66 polished aluminium B67 black nylon

**Fixed base**

Chrome steel tube ø25x2,5 with polypropylene armcaps

## Components and/or modules


















































Image	Dimension	Cod.	Description
	H	116-125	P3040D Executive armchair, synchro mechanism, adjustable nylon armrests, nylon base
	L	64	
	P	70	
	H	100-109	P3041D Manager's armchair, synchro mechanism, adjustable nylon armrests, nylon base
	L	64	
	P	70	
	H	99	N3042V Guest armchair, polypropylene armcaps, black frame
	L	55	
	P	62	
	H	116-125	C3040D Executive armchair, synchro mechanism, adjustable aluminum armrests, polished aluminum base
	L	64	
	P	70	
	H	100-109	C3041D Manager's armchair, synchro mechanism, adjustable aluminum armrests, polished aluminum base
	L	64	
	P	70	
	H	116-125	C3044D Executive armchair, synchro mechanism, fixed aluminum armrests with PU pad, polished aluminum base
	L	64	
	P	70	






















Image	Dimension	Cod.	Description
	H	100-109	Manager's armchair, synchro mechanism, fixed aluminum armrests with PU pad, polished aluminum base
	L	64	
	P	70	
	H	99	Chrome cantilever armchair, black polypropylene armcap
	L	55	
	P	62	

Optional: version with synchronised mechanism available with seat slider (TR) upon request



## Coverings

Cat.	Covering	Description	Certifications	Folder Colors
2	 <b>Angel</b> 13 colors	Weight: ± 228 g/sqm Composition: 100% polypropylene F.R. Martindale: 100,000 cycles	 Fire proof class 11M	
2	 <b>One</b> 15 colors	Weight: ± 350 g/sqm Composition: 100% recycled polyester Martindale: 100,000 cycles	   Fire proof class 11M	
2	 <b>Gazebo</b> 15 colours	Weight: ± 640 g/sqm Composition: 87.5% Plasticized Polyvinyl Chloride – 4.4% Cotton- 8.1% Polyester Martindale: 50,000 cycles	 Fire proof class 11M	
2	 <b>King-flex</b> 15 colours	Weight: ± 300 g/sqm Composition: 100% polyester Trevira CS Martindale: 100,000 cycles	    Fire proof class 11M	
3	 <b>Secret</b> 15 colors	Weight: ± 540 g/sqm Composition: 76% PVC – 2% PU – 22% PES Martindale: 60,000 cycles Features: waterproof, UV-resistant, suitable for outdoor	 Fire proof class 11M	
3	 <b>Mini</b> 15 colors	Weight: ± 340 g/sqm Composition: 100% polyester Trevira CS Martindale: 100,000 cycles	    Fire proof class 11M	
3	 <b>Chili</b> 15 colors	Weight: ± 470 g/sqm Composition: 100% Post-consumer recycled polyester FR Martindale: 60,000	    Fire proof class 11M	
4	 <b>Leather</b> 13 colors	100% genuine leather	 Vera pelle	
5	 <b>Step</b> 15 colors	Weight: ± 340 g/sqm Composition: 100% Trevira CS Martindale: 100,000 cycles	    Fire proof class 11M	

Cat.	Covering	Description	Certifications	Folder Colors
5		<b>Go Check</b> 15 colors Weight: ± 310 g/sqm Composition: 100% Trevira CS Martindale: 80,000 cycles	    	
6		<b>Panama leather</b> 15 colors Composition: 100% corrected grain leather Thickness: 1.0 – 1.2 mm Flexural strength: 50,000 cycles	 Vera pelle Flame resistance treatment available on request	
7		<b>Grain</b> 15 colors Weight: ± 615 g/sqm Composition: 100% Trevira CS Martindale: 100,000 cycles California TB 117-2013		
7		<b>Focus</b> 15 colors Weight: ± 660 g/sqm Composition: 100% New Zealand Wool Martindale: 100,000 cycles CLASS 1 IM - UNI 9175	 	
7		<b>Extrema</b> 15 colors Weight: ± 480 g/sqm Composition: 63% PU – 29% COT – 8% PES Martindale: 150,000 cycles Features: Antibacterial protection	 	

## Certifications



Ministerial Homologation Class 11M on request. Search for FSC® products



<https://www.sitlosophy.com/en/seat/tait/>

## INSTRUCTIONS FOR USE AND MAINTENANCE

### GENERAL INFORMATION

If the chair is used as a Computer station, the angles between the foot and calf, calf and thigh, thigh and back, forearm and shoulder must be approximately 90°

### GAS PUMP

Instructions for use: The height adjustment of the seat by gas pump is obtained by pulling the lever of the mechanism upwards.

Maintenance instructions: the pump does not require any particular maintenance but it is advisable to avoid direct contact with the sliding parts as they contain lubricant. Warnings: Do not open the gas column by force. Specialized staff only can replace or repair the gas pump.

### MECHANISMS

Instructions for use: All anti-shock mechanisms have a safety system which, once unlocked, is activated with a slight backward movement of the backrest, to prevent it from returning abruptly and accidentally forward.

Care instructions: It is recommended to clean the mechanism periodically to prevent dust or other indoor pollutants from affecting its operation or causing squeaking.

Warnings: All mechanism adjustments (height, side shift, seat and backrest adjustment, swivel) must be operated while seated to avoid improperly straining the mechanism. When adjusting, be careful to avoid any risk of entrapment or crushing of the fingers.

### PADDED PARTS

Care instructions:

Leatherette: Clean with a damp cloth, mild soap and rinse well with water. It is imperative to avoid using solvents, bleaches or other chemical detergents, as they could alter the aesthetic and physical characteristics of the product. In general, light-coloured materials cannot be put in contact with clothes containing unfixed dyes (e.g. jeans and derivatives) in order to avoid stains or streaks that are difficult to remove.

Fabric: Clean using a damp sponge by moistening the fabric without getting it wet. The use of a suction brush is not recommended, as traces of shampooing may remain on the upholstery, which would change the fire behaviour of the fabric. Gently dab from the edges to the centre of the stain, do not rub. After stain removal, it is necessary to proceed with a complete drying of the fabric, avoiding subjecting it to high temperatures. The use of solvents, bleaches or other chemical detergents should be strictly avoided, as they could alter the aesthetic and physical characteristics of the product.

Leather: Clean regularly with a soft, dry cloth. Any stains can be removed using a cloth dampened with water and neutral soap by making regular circular movements. Dry gently after treatment. Gently dab from the edges to the centre of the stain, do not rub. The use of solvents, bleaches or other chemical detergents should be strictly avoided, as they could alter the aesthetic and physical characteristics of the product.

Wool: Use the vacuum cleaner regularly with a smooth nozzle, without brushing or scrubbing in any way. The use of solvents, bleaches or other chemical detergents should be strictly avoided, as they could alter the aesthetic and physical characteristics of the product.

Warnings: Some upholstery (leather, imitation leather, weft fabrics) may have a slightly different aesthetic result depending on the batch, the dyeing bath and the product to be made. In particular, the leather used for the upholstery of sofas and armchairs is a material of natural origin so any small imperfections are not to be considered defects. The leather upholstery, with use, can change appearance and texture over time, this is to be considered normal.

### UNPADDED PARTS

Care instructions:

Mesh: Use the vacuum cleaner regularly with a smooth spout, without brushing or scrubbing in any way. Any stains can be removed using a cloth dampened with water and neutral soap with regular circular movements. The use of solvents, bleaches or other chemical detergents should be strictly avoided, as they could alter the aesthetic and physical characteristics of the product.

Exposed wood: Clean using a dry cotton cloth to remove any dust residue or minor impurities. Do not use wet or damp cloths. To avoid unsightly scratches, do not use abrasive cloths, chemicals or powder cleaners that may damage the paintwork. avoid the use of solvents, bleaches or other chemical detergents, as they could alter the aesthetic and physical characteristics of the product. Wooden surfaces, being a natural material themselves, may undergo colour alterations with use and over time.

Plastic: Plastic surfaces should generally be cleaned with a damp and soft cloth soaked in water, it is not recommended to use dry cloths that could load with rubbing electrostatically the plastic surface by attracting dust. For more stubborn stains, neutral liquid soap can be diluted in water in moderation. The use of solvents, bleaches or other chemical detergents should be strictly avoided, as they could alter the aesthetic and physical characteristics of the product. Avoid all abrasive

substances such as washing powders, abrasive pastes, scouring pads or rough sponges. Avoid dragging objects that can scratch the material on surfaces.

### PAINTED / CHROME-PLATED METAL BASES AND STRUCTURES

Maintenance and cleaning instructions: Both steel or aluminum metal surfaces and painted surfaces should be cleaned with a damp, soft cloth soaked in warm water; For more stubborn stains, it is possible to dilute neutral liquid soap in water, in moderation. Always dry after cleaning with a soft cloth or chamois skin. Do not use creams and pastes suitable for cleaning steel ovens, do not use chlorine, do not use bleach and other aggressive detergents. It is not recommended to use abrasive pastes, scouring pads and scouring pads that can scratch metal surfaces. Avoid contact with floor cleaners containing corrosive solvents such as but not limited to muriatic acid, ammonia, rubbing alcohol, bleach, sulphuric acid, soda, etc.

### CASTORS

Tips: When using the chair on tiled floors, carpets or rugs, we recommend the use of polyamide castors. For stone, wood, laminate floors, we recommend the use of soft desmopan rubber castors. Maintenance and cleaning instructions: It is advisable to clean the castors periodically to avoid the accumulation of dirt that can cause malfunction. Warnings: Do not stress the sliding of the castors on floors with pronounced joints as the difference in height can cause them to break.